

# Stage 1

(Years 1 & 2)

# Learning from home booklet 1

This booklet has been provided for students who are unable to attend school and who are learning from home. If your child is coming to school the work will be completed in class time.

Work to be completed at home by Wednesday 1<sup>st</sup> April 2020.

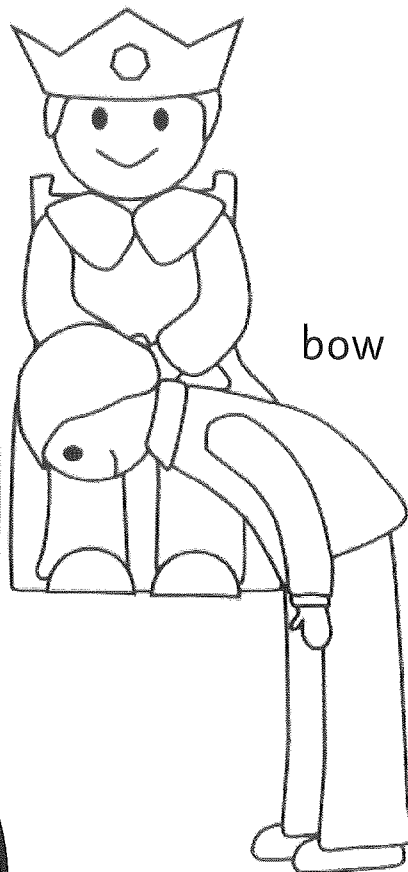


If possible return to school for marking. If you are unable to print this booklet, there are copies available for collection at our front office.

My name is \_\_\_\_\_


# OW

Colour the things that have ow.

rat




bow



clown



COW



My name is \_\_\_\_\_


oo oo

(long sound)


Colour the things that have oo.



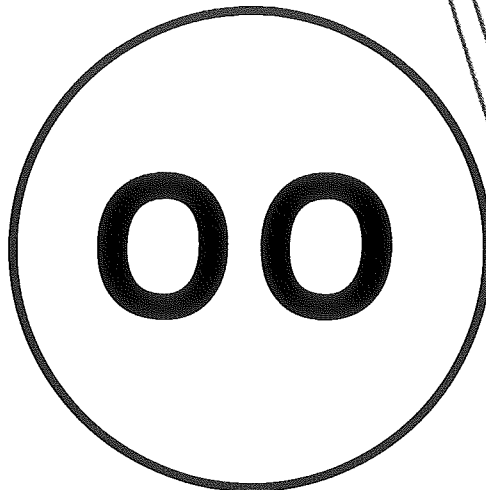
toothbrush




elephant



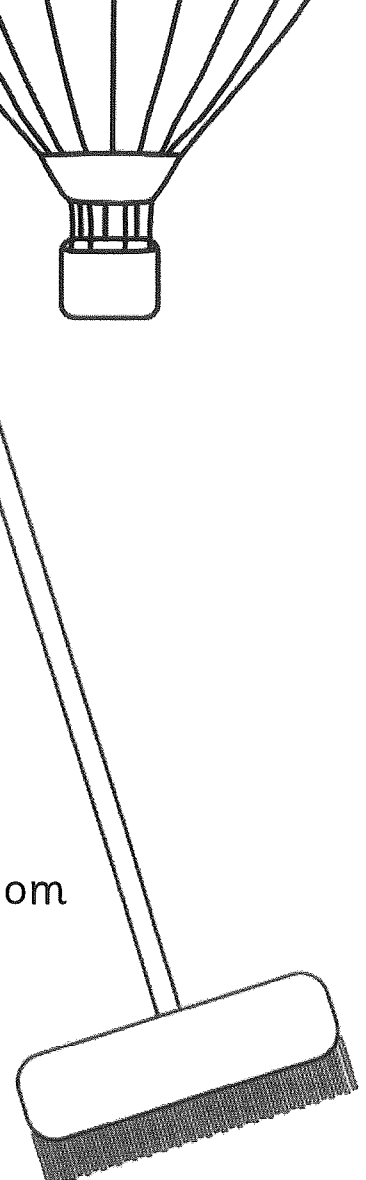
balloon




moon



broom



Name: \_\_\_\_\_



\_\_\_\_\_

\_\_\_\_\_

\_\_\_\_\_

\_\_\_\_\_

\_\_\_\_\_

\_\_\_\_\_

\_\_\_\_\_

\_\_\_\_\_

\_\_\_\_\_

\_\_\_\_\_

\_\_\_\_\_

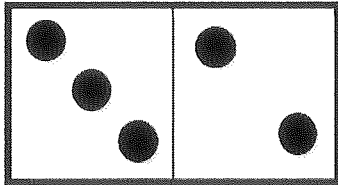
Name \_\_\_\_\_

Date \_\_\_\_\_

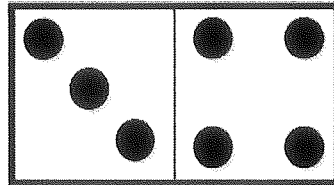


## DOMINO ADDITION SHEET 3

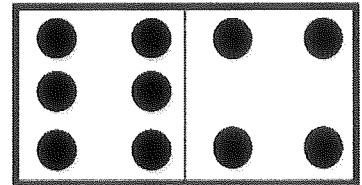
Count the number of dots on each domino and fill in the total.



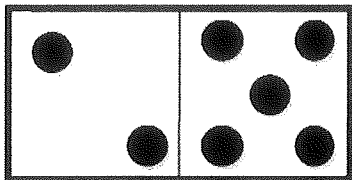
$$\underline{\quad} + \underline{\quad} = \underline{\quad}$$



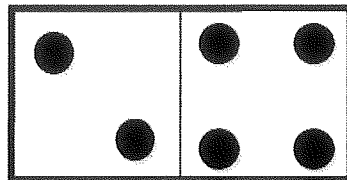
$$\underline{\quad} + \underline{\quad} = \underline{\quad}$$



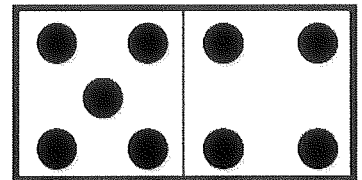
$$\underline{\quad} + \underline{\quad} = \underline{\quad}$$



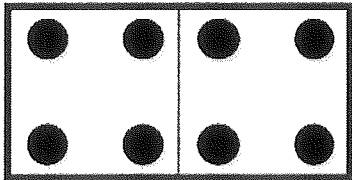
$$\underline{\quad} + \underline{\quad} = \underline{\quad}$$




$$\underline{\quad} + \underline{\quad} = \underline{\quad}$$



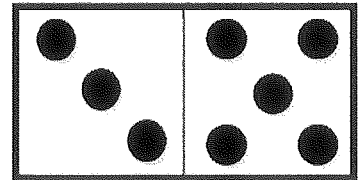
$$\underline{\quad} + \underline{\quad} = \underline{\quad}$$



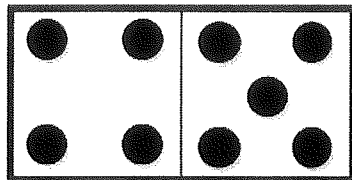
$$\underline{\quad} + \underline{\quad} = \underline{\quad}$$



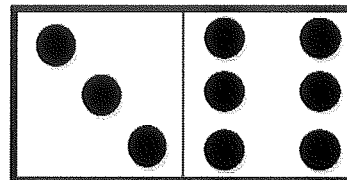
$$\underline{\quad} + \underline{\quad} = \underline{\quad}$$



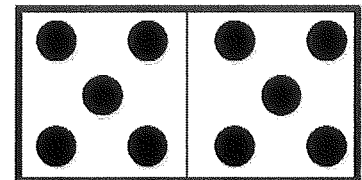
$$\underline{\quad} + \underline{\quad} = \underline{\quad}$$



$$\underline{\quad} + \underline{\quad} = \underline{\quad}$$



$$\underline{\quad} + \underline{\quad} = \underline{\quad}$$



$$\underline{\quad} + \underline{\quad} = \underline{\quad}$$


ALL DONE!



Free Math Sheets, Math Games and Math Help

[MATH-SALAMANDERS.COM](http://MATH-SALAMANDERS.COM)

**Objective** Concepts (compound words - grandma, inside, outside; controlled "r" vowel – or; Sight words (care, for, after)



Vocabulary	
care	after
for	

## Grandma's Puppy

By: Sue Peterson

I take care of the puppy with my grandma. Grandma shows me how to care for the puppy.

I put water in a dish and food in a pan. The puppy likes the water and the dog food.

The puppy plays with me inside and outside the house. He runs to look for the big ball.

After we play, the puppy and I take a nap!

Z – Z – Z – Z – Z – Z!

## Practice

1. Copy.

care \_\_\_\_\_

for \_\_\_\_\_

after \_\_\_\_\_


2. Write the compound word.

grand + ma = \_\_\_\_\_

in + side = \_\_\_\_\_


out + side = \_\_\_\_\_

3. Draw a picture.



The puppy

**Objective** Concepts (folktale, long “o” – retold, “oa” – goat, “dge” – bridge, hooves, rammed); Sight words (goats, retold, bridge, tripping, troll)



Vocabulary	
goats	tripping
retold	troll
bridge	

## The Three Billy Goats Gruff – A Folktale

Retold By: Sue Peterson

Did you ever hear the story about the “The Three Billy Goats Gruff”? It is a folktale, which means it is a story that is retold over and over to other people. I will tell you the story of “The Three Billy Goats Gruff”.

Once upon a time, there were three billy goats named “Gruff” who lived on a green hill by a stream. They saw the grass was very green on the other side of the stream. So the first little billy goat went across the bridge.



“Trip, trap, trip, trap!” went the goat’s hooves as he walked across the bridge.

“Who’s tripping across my bridge?” shouted the troll who lived under the bridge. “I will eat you up.”

“I’m going to the other side, but I’m the smallest billy goat. If you wait a bit, my brother will come. He’s bigger than I am.”

And so the troll let the smallest billy goat go across the bridge to the green grass on the other side. Then the troll waited.

The second billy goat came to cross the bridge.

“Trip, trap, trip, trap!” went the goat’s hooves as he walked across the bridge.

The troll said, “Who is that tripping on my bridge? I will eat you up.”

But the second billy goat said there was another billy goat who would soon come cross the bridge to eat the grass on the other side and that goat was much bigger. And so the troll let the second billy goat go. The troll waited again.

The third billy goat came across the bridge.

“Trip, trap, trip, trap!” went the goat’s hooves as he walked across the bridge.

“Who’s tripping across my bridge? I’ll eat you up.”

As the troll came to eat him, the biggest billy goat rammed the troll with his horns and pushed the troll off the bridge. After that, the third goat ran across the bridge so he could eat the green grass with his brothers.

And that’s the story of the “The Three Billy Goats Gruff”.



## Practice

1. Fill in the blank and spell.

goat      g \_ \_ t      \_\_\_\_\_

retold      r e t \_ l d      \_\_\_\_\_

bridge      b r \_ d g e      \_\_\_\_\_

troll      t r \_ l l      \_\_\_\_\_

2. Copy.

folktale      \_\_\_\_\_

tripping      \_\_\_\_\_

3. Answer. Use complete sentences.

What is a folktale?

---

---

---

---

What do the words “tripping across my bridge” mean?

---

---

---

---

---

Why did the billy goats want to cross the bridge?

---

---

---

---

How did the goats trick the troll?

---


---

---

---

Name: \_\_\_\_\_

dog



flowers



watering can





grass



lawn mower

Handwriting practice lines consisting of four sets of three horizontal lines each: a solid top line, a dashed middle line, and a solid bottom line.



## Doubles

$1+1=$

$7+7=$

$2+2=$

$8+8=$

$3+3=$

$9+9=$

$4+4=$

$10+10=$

$5+5=$

$11+11=$

$6+6=$

$12+12=$